NW-LPC

PANEL SCHEDULE 05/21/2020

PANEL: NW-LPC LOCATION: NW ELEC ROOM - HP VOLTAGE: 208 Y/ 120 φ: 3 W: 4 AIC RATING: 10000
AMP: 400 MLO [ ] MCB [X] MOUNTING: [X] SURFACE [ ] FLUSH
TYPE: EXISTING [ ] NEW [X] STYLE: NEUTRAL: 100% FED FROM: NW-HPC

CIRCUIT DESCRIPTION	LOAD TYPE	LOAD KVA	CKT BKR	P	CIR #	P H	CIR #	P	CKT BKR	LOAD KVA	LOAD TYPE	CIRCUIT DESCRIPTION
REC - CONV - CIRCULATION 360	REC	0.90	20	1	1	A	2	1	20	0.72	MISC	IN-FIELD BOX 009, 016
EQUIP - WATER FOUNTAIN [NOTE 1]	REC	0.18	20	1	3	B	4	1	20	0.54	MISC	IN-FIELD BOX 008
REC - COMM 361	MISC	1.08	20	1	5	C	6	1	20	0.54	MISC	IN-FIELD BOX 008, 015
REC - COMM 361	MISC	1.08	20	1	7	A	8	1	20	0.72	MISC	IN-FIELD BOX 025, 019
REC - CONV - WC 362, 363, 364	REC	0.36	20	1	9	B	10	1	20	0.72	MISC	IN-FIELD BOX 019, 023
XFMR & FAUCETS, TP-1-18,-19 - WC 362,363,364 [NOTE 1]	COMB	0.59	20	1	11	C	12	1	20	0.54	MISC	IN-FIELD BOX 022
EQUIP - HAND DRYERS - WC 326, 363	MISC	1.00	20	2	13	A	14	2	15	0.75	MISC	EF-111, FCU-139, 140, 141, 142 [NOTE 2]
-	MISC	1.00	-	-	15	B	16	-	-	0.75	MISC	-
REC - COMM 365	REC	1.08	20	1	17	C	18	1	20			SPARE TO JBX NW MECH RM RFI 2101.1
REC - COMM 365	REC	0.72	20	1	19	A	20	1	20	1.50	MISC	CUH-110 [NOTE 2]
~~REC-2-POST RACK-5-20R~~ REC-2 POST RACK-L6-30R	MISC	0.54	~~20~~	~~1~~	21	B	22	1	20	1.50	MISC	SPARE RFI 2088
REC - 2-POST RACK - L6-30R	MISC	0.36	30	2	23	C	24	1	20	1.50	MISC	CUH-112 [NOTE 2]
REC-2 POST RACK-5-20R	MISC	0.36	20	1	25	A	26	1	25	1.66	MISC	SE-0-6 [NOTE 2]
REC - 2-POST RACK - 5-20R	MISC	0.54	20	1	27	B	28	1	20	0.50	MTR	REC - CONDENSATE PUMPS [NOTE 2]
~~REC-2-POST RACK-L6-30R~~ REC-4 POST-5-30R	MISC	0.36	30	2	29	C	30	1	20	1.22	REC	REC - CONV - MECH/PLUMB 491
REC-2-POST RACK-L6-30R	MISC	0.36	30	2	31	A	32	1	20	0.18	MISC	EQUIP - IRRIGATION CONTROLLER - M/P 491/RM 491 RECKP
~~REC-4-POST RACK-5-30R~~ REC-2-POST RACK-L6-30R	MISC	0.54	30	2	33	B	34	1	20	0.10	MISC	EQUIP - TP-1-3, TP-1-4
REC - 4-POST RACK - L6-30R ~~REC-2-POST RACK-L6-30R~~ SPARE	MISC	0.36	30	2	35	C	36	1	20	0.18	REC	REC - CONV - UTILITY ACCESS 150
- ~~SPARE~~	MISC	0.36	-	-	37	A	38	~~3~~	~~125~~	10.39	COMB	NW-LCA SPACE
REC - AV RACK	MISC	0.54	20	1	39	B	40	-	-	13.67	COMB	- SPACE
REC - AV RACK - L6-50R ~~REC-4 POST RACK-L6-30R~~	MISC	1.08	50	2	41	C	42	-	-	12.18	COMB	- SPACE
-	MISC	1.08	-	-	43	A	44	2	20	0.50	MISC	EQUIP - HAND DRYER - WC 364
REC - 15TH AVE LIGHT POLE [NOTE 2]	REC	0.54	20	1	45	B	46	-	-	0.50	MISC	-
REC - 15TH AVE LIGHT POLE [NOTE 2]	REC	1.26	20	1	47	C	48	1	20			SPARE BAS control panel NW Mechanical RFI 1305 &1305.1
REC - 15TH AVE LIGHT POLE [NOTE 2]	REC	1.26	20	1	49	A	50	3	30			SPD
REC - 15TH AVE LIGHT POLE [NOTE 2]			20	1	51	B	52	-	-			-
SPARE			20	1	53	C	54	-	-			-
SPARE REC-4-POST RACK-L6-30R			~~20~~	~~2~~	55	A	56	1	20			SPARE SPACE
SPARE REC-4-POST RACK-L6-30R			~~20~~	~~1~~	57	B	58	1	20			SPARE SPACE
SPARE			20	1	59	C	60	1	20			SPARE SPACE
LEAK DETECTION ELEC RM 366 (PER RFI-0622.1)	MISC	0.50	20	1	61	A	62	1	20			SPARE SPACE
SPARE REC-AV-RACK-L6-50R			~~50~~	~~2~~	63	B	64	2	20			SPARE SPACE
SPARE REC-AV-RACK-L6-50R			~~50~~	~~2~~	65	C	66	-	-			- SPACE
SPARE Access control system Room 361 RFI 1926			20	1	67	A	68	2	20			SPARE SPACE
SPARE			20	1	69	B	70	-	-			- SPACE
~~SPARE~~ SPACE			20	1	71	C	72	1	20			SPARE SPACE
~~SPARE~~ SPACE			20	1	73	A	74	1	20			SPARE SPACE
~~SPARE~~ SPACE			20	1	75	B	76	1	20			SPARE SPACE
SPARE SPACE			20	1	77	C	78	1	20			SPARE SPACE
~~SPARE~~ SPACE			20	1	79	A	80	1	20			SPARE SPACE
~~SPARE~~ SPACE			20	1	81	B	82	1	20			SPARE SPACE
SPARE SPACE			20	1	83	C	84					SPACE FLOW METER
			SPACE		85		86	3	125			NW-LCA
			SPACE		87		88					
			SPACE		89		90					

ESTIMATED MAXIMUM DEMAND (EMD) CALCULATIONS

LOAD SUMMARY:	LOAD TYPE	CONNECTED	NEC DEMAND
LIGHTING	LTG	0.0 KVA	0.0 KVA (125%)
RESIDENT LTG/REC	RES	0.0 KVA	0.0 KVA (100/35/25 %)
SMALL APPLIANCE	RES	0.0 KVA	0.0 KVA (100/35/25 %)
LARGEST MOTOR	MTR	0.5 KVA	0.6 KVA (125%)
REMAINING MOTORS	MTR	0.1 KVA	0.1 KVA (100%)
GEN PURPOSE REC	REC	15.4 KVA	12.7 KVA (50% > 10KVA)
COMPUTER REC	MISC	0.0 KVA	0.0 KVA (100%)
EQUIP/OTHER	MISC	36.3 KVA	36.3 KVA (100%)
HEATING	MISC	16.5 KVA	16.5 KVA (100%)
ELEVATOR	ELEV	0.0 KVA	0.0 KVA (100%)
KITCHEN EQPT	KITCH	0.0 KVA	0.0 KVA (65%)
TOTALS:		68.9 KVA	66.3 KVA
		191.2 AMP	184.0 AMP

CONNECTED PHASE LOADING

PHASE A:	24.04	KVA
PHASE B:	22.52	KVA
PHASE C:	22.33	KVA

NOTES:
1. PROVIDE GFCI CIRCUIT BREAKER.
2. PROVIDE CT METER FOR MECHANICAL OR LIGHTING LOAD.

Thanks,

Ethan Wolery Project Engineer
Hoffman Construction Company
cell: 406.390.2312

DESIGNATION(S): NW-LPC

PANELBOARD NOTES

SECTION	:2 OF 2
PANEL TYPE	:P4
CATALOG NUMBER	:P4C75ML400ATS
ENCLOSURE	:1 Indoor
SYSTEM VOLTAGE	:208Y/120 3Ø 4W Wye AC
IR RATING	:10 K AIC
MAIN BUS	:400 A
BUS MATERIAL	:Tin Plated Aluminum
FEED	:Top
MOUNTING	:Surface
SE LABEL	:No
SERIES RATED	:No
CONDUIT AREA	:30.000 x 8.00

*INDICATES POSITIONING NUMBERS TO HELP WITH THE MANUAL PLACEMENT OF BREAKERS ON THE MECHANICAL VIEW

PANELBOARD COMPONENTS

Main :
1 - 400A MAIN LUG
1-(1)250-500Kcmil

Branches :
1 - 30A /2P-BL
7 - 20A /1P-BL
25 - 1P-BL - PROV
1 - 50A /2P-BL
1 - 20A /2P-BL
4 - 20A /1P-BL
1-1-Pole, 1% Accuracy Meter
1-(1) 50 Amp CT
1 - 30A /3P-BL
3 - BL/BQD PROVISION
3 - GB PROVISION
1 - 125A /3P-NGB

Options :
1-Std Stl/Al Gnd Connector
1-Master NP Secured -Adhesive
1-Special Lock Corbin Cat 60
1-Card Holder-Std Plastic Sleeve
1-NP Location - Trim
1-Certification - UL
1-Special Front Door in Door
1-21 Position Meter Rack

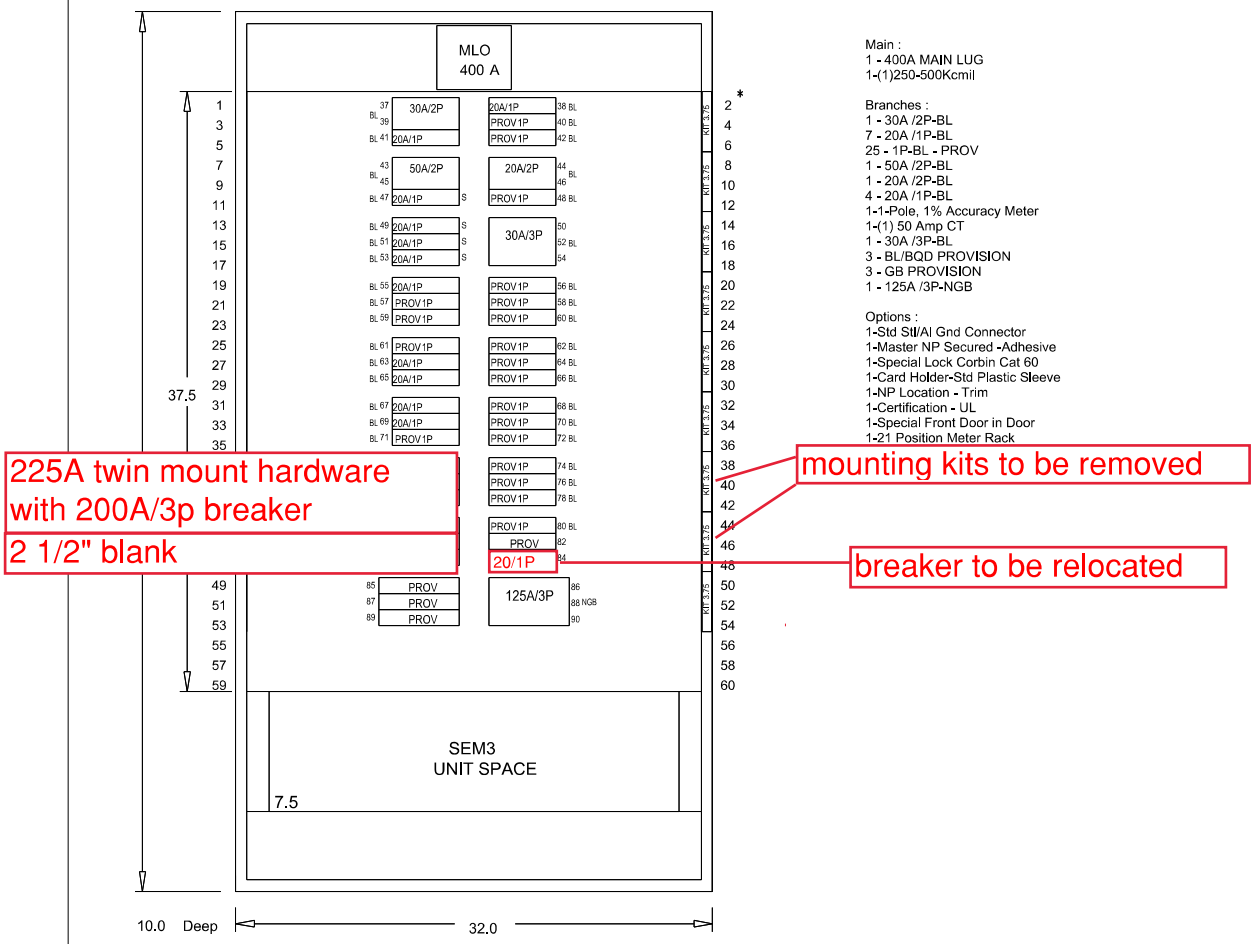

1	0	turnpx00c	4-30-2019
NO.	REVISIONS	DRAWN BY	DATE

JOB: UO Hayward Field
P.O.: S9361800
CUST.: NORTH COAST ELECTRIC COMPANY
CONTR: E C Company
CONSLT: NOT KNOWN
TIE: -
BY: turnpx00c
DWG. LOC.: E250
DESIGNATION: NW-LPC
S.O.: 3007849918
DATE: 4-30-2019
DWG. NO.: 3007849918-25000-2
Siemens Industry, Inc.
Norcross, Georgia
APP.:
MFG-LOC: E250
APP.:
DWG. FILE:
SHEET 2 OF 2
REV. 1

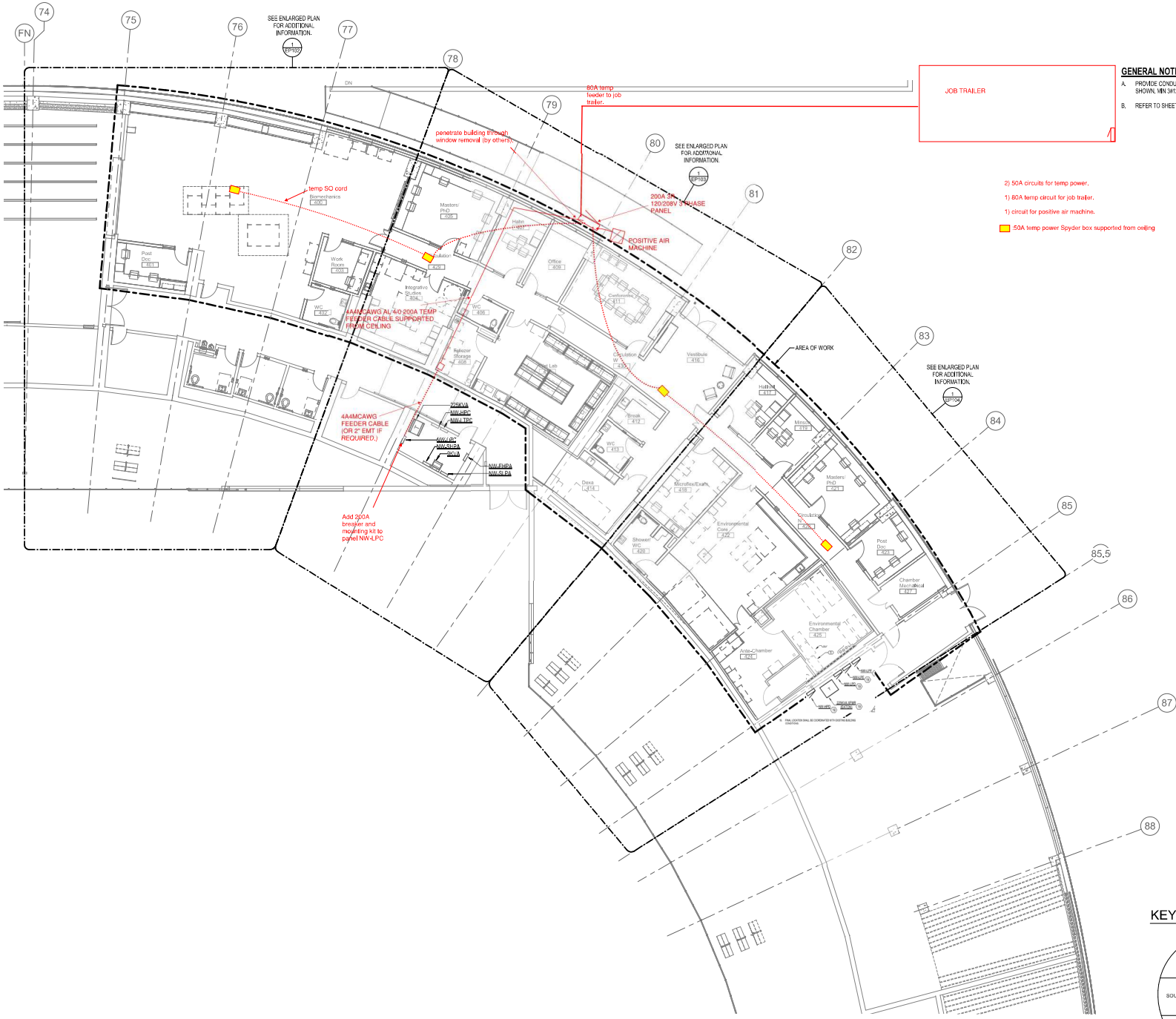

GENERAL NOTES:

A. PROVIDE CONDUIT AND WIRE OR MC CABLE FOR CIRCUITING AS SHOWN. MIN 3#12AWG UNLESS OTHERWISE NOTED.

B. REFER TO SHEET E701 FOR LAB EQUIPMENT SCHEDULE.

2) 50A circuits for temp power.

1) 80A temp circuit for job trailer.

1) circuit for positive air machine.

:50A temp power Spyder box supported from ceiling

KEYPLAN

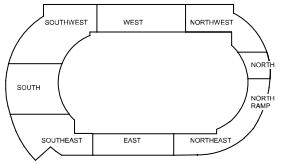

1 OVERALL PLAN - POWER
1/8" = 1'-0"

16' 8' 4 0'

10/29/2019 11:13:59 AM

SRG

SRG PARTNERSHIP, INC
110 UNION, SUITE 300
SEATTLE, WA
206 9738170
SRGPARTNERSHIP.COM

PAE
Portland | San Francisco | Seattle
pae-engineers.com

U.O. HUMAN PHYSIOLOGY
UNIVERSITY OF OREGON
1580 E 15th Avenue, Eugene, OR 97403

REGISTERED PROFESSIONAL ENGINEER 11612 OREGON JULY 16, 1982 STEPHEN J. JURINA
EXPIRES 06-30-20
10-25-19

PERMIT SET

Drawing Title
OVERALL PLAN - POWER

Drawing scales indicated apply to 30" x 42" drawing sheets. Scale may not be accurate if drawing plots are less than this size.

Revisions

Number	Description	Date

Drawn by
Author
Checked by
Checker
Date
OCTOBER 30, 2019
Project No
217007
Drawing No
EP101