

BI 121 Lab 5 Blood Chemistry



... Heck yeah! Lifetime, personal data again!

I. Attendance

II. Safety in Handling Live Tissue Specimens

- A. Thanks for no food, drink, or gum in lab today!
- B. Wash hands before; 70% ethanol; wash hands after
- C. Handle only your own specimen
- D. Partition & dispose of specimens

III. What's Blood Typing ?

- A. ABo System?
- B. Rh or Rhesus factor?
- C. Why important?


IV. Blood Glucose ?

- A. What is it?
- B. How measured? Blood, urine + GTT
- C. Why important?

No food, drink or gum in lab today! Thanks sincerely!



...Healthy, tasty & fresh, but not in lab!!



PREPARATION



WASH & DRY



ALCOHOL



SAMPLE+TESTS



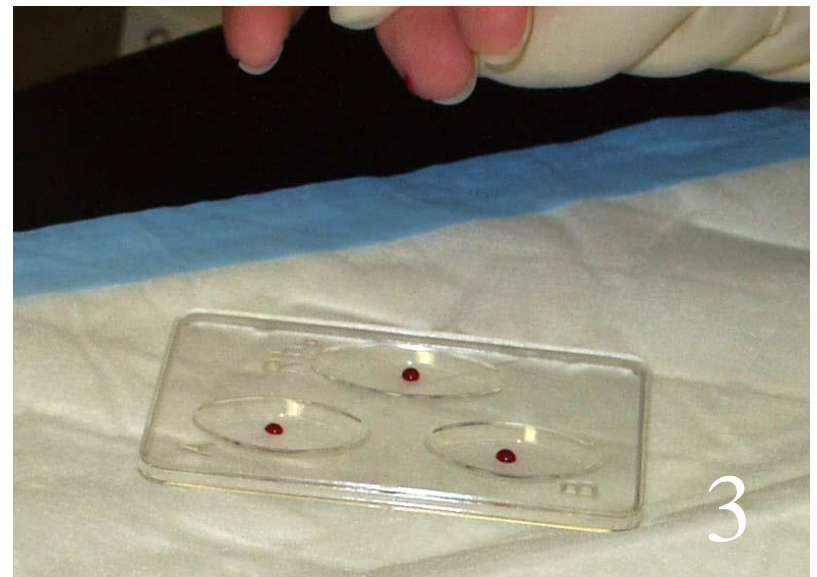
1

OBTAIN μ SAMPLE



2

BLOOD GLUCOSE




3

BLOOD TYPING

Glucose:
Sugar in Blood

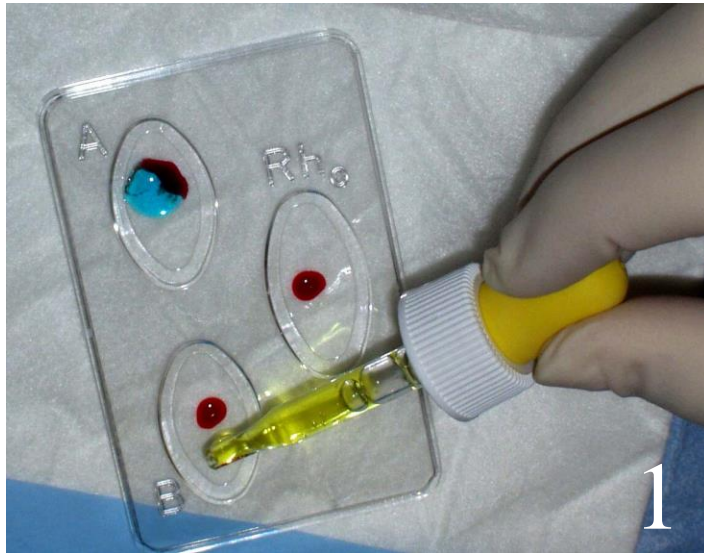


**NB: Read
& Record!**

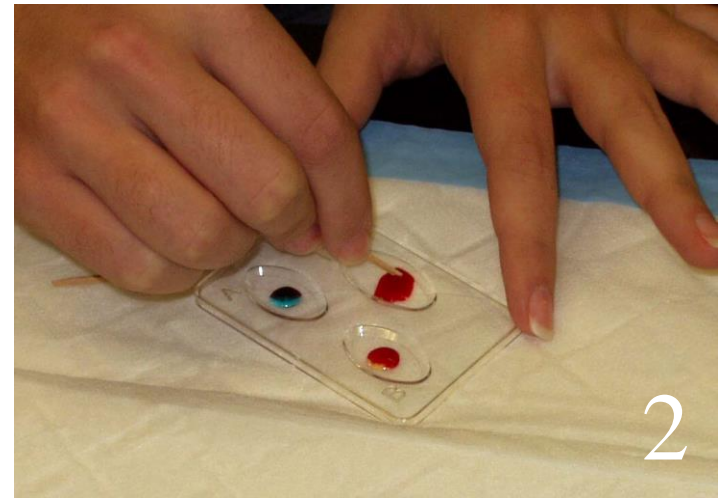


Normal: 70-99
Pre-Diabetes: 100-125
Diabetes: \geq 126 mg/dL

BLOOD TYPING



ADD ANTISERA



MIX W/TOOTHPICKS



READ & RECORD!!

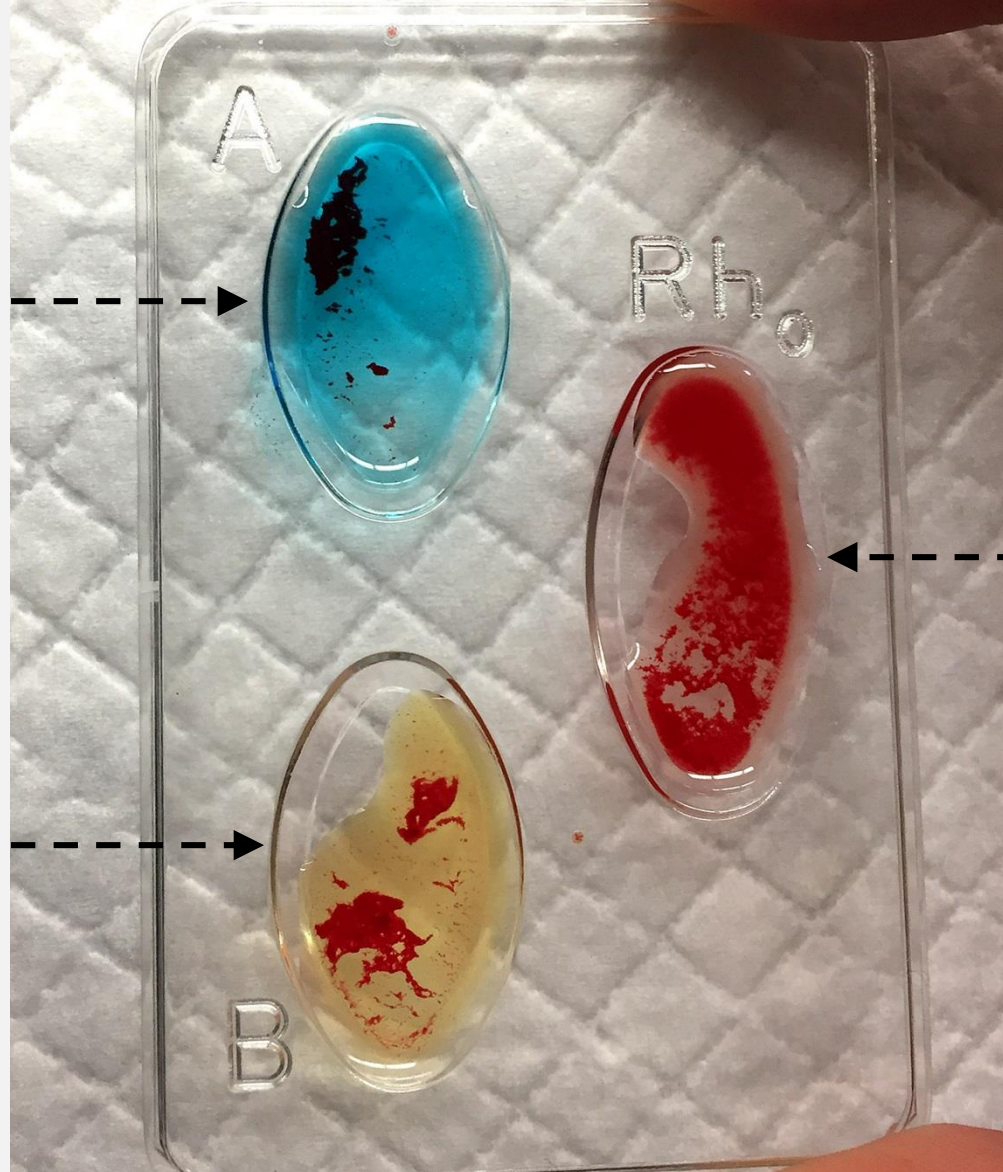
1^o Q? Clumping in Any Wells?

Type AB+

Here?

Here?

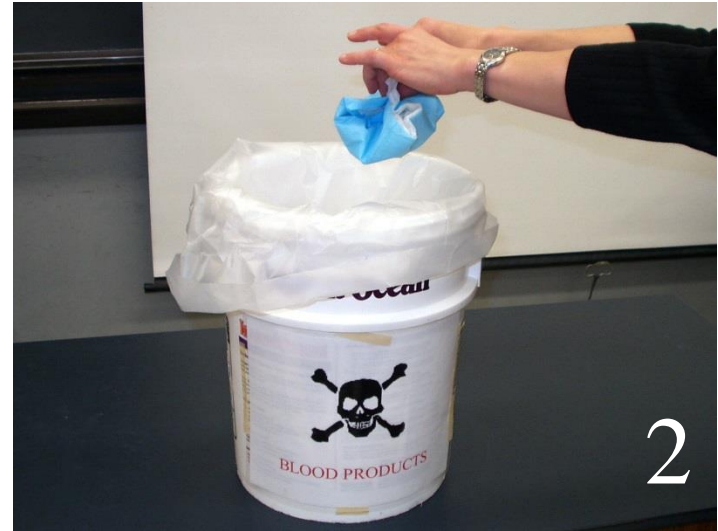
Here?



CLEAN-UP!



FOLD DIAPER



BLOOD PRODUCTS



REWASH!!

Blood Chem Lab Q?

