

PREPARATORY MATERIAL

WARM-UP

Look

A B a c b

Discuss

What is the same?

What is different?

Say and Match

Say the letters with your teacher:

A	B	C	D	E	F	G	H	I	J	K	L	M
N	O	P	Q	R	S	T	U	V	W	X	Y	Z
a	b	c	d	e	f	g	h	i	j	k	l	m
n	o	p	q	r	s	t	u	v	w	x	y	z

Match the letters:

A	B	C	D	E	F	G	H	I	J	K	L	M
c	e	a	g	b	d	f	i	h	l	m	j	k
N	O	P	Q	R	S	T	U	V	W	X	Y	Z
q	r	n	s	o	p	v	t	y	x	z	u	w

Say the letters. Copy the missing letters.

A a B b C ____ D ____ E ____ F ____ G ____
- ____
H ____ I ____ J ____ K ____ L ____ M ____ N ____
O ____ P ____ Q ____ R ____ S ____ T ____ U ____
V ____ W ____ X ____ Y ____ Z ____

Copy the missing letters:

A a B b ____ c ____ d ____ e ____ f ____
g- ____
____ h ____ i ____ j ____ k ____ l ____ m ____
n
____ o ____ p ____ p ____ r ____ s ____ t ____ u
____ v ____ w ____ x ____ y ____ z

Spelling

Spell and write your name: _____

Ask a friend: Please spell your name: _____

What letters are the same?

Definitions: Colors


Match the **words** with the colors.

<i>green</i>	
<i>purple</i>	
<i>red</i>	
<i>blue</i>	
<i>yellow</i>	
<i>pink</i>	
<i>orange</i>	
<i>black</i>	
<i>white</i>	

Practice: Colors

Look around the room. What colors do you see?

Review: Prepositions of place

above the box - on top of the box		
beside the box next to the box on the left of the box		beside the box next to the box on the right of the box
below the box - under the box		

The boy is in front of the man.

The man is behind the boy.

The woman is next to the man and the boy.

The man's hand is on the woman's shoulder.



Practice: Prepositions of place

Who is beside you?

Who is in front of you?

Who is behind you?

Who is to the left of you?

Who is to the right of you?

What is on top of the desk?

What is under the desk?

Practice: Prepositions of place

Draw a line from the word to the X in the right place.

Beside

X

Above

Below

X

On the left

On the right

Under

X

X

Review: Be

Say these with your teacher.

I am	We are
You are	You are
He is	They are
She is	
It is	

Practice: Be

Practice with the class. Point to the person. Say the name.

Try the long way, then try the short way (contraction).

Example: I am Noor. I'm Noor.

 She is Hala. She's Hala.

I am _____. (Say your name.)	I'm _____.
You are _____.	You're _____.
She is _____.	She's _____.
We are _____ and _____.	We're _____ and _____.
They are _____ and _____.	They're _____ and _____.
He is _____.	He's _____.
It is _____.	It's _____.

Vocabulary

Relationships

Say these with your teacher.

a mother a father a son a daughter a sister a brother
single* engaged* married* divorced* widowed*



Discuss

Who is a mother? Who is a father? Who is married? Who is single?

Who is a son? Who is a daughter? Who is divorced? Who is widowed?

From the Heart

First, practice making sentences with the teacher.

Then, practice in pairs or small groups.

I am a mother.
You are a father.
He is a son.
She is a daughter.
	... a sister.
	... a brother.
We are mothers.
They are daughters.
	... sisters.

I'm married
You're single
He's engaged
She's divorced
We're widowed
They're ...	

Review: Numbers

0 zero	11 eleven	21 twenty-one	40 forty
1 one	12 twelve	22 twenty-two	50 fifty
2 two	13 thirteen	23 twenty-three	60 sixty
3 three	14 fourteen	24 twenty-four	70 seventy
4 four	15 fifteen	25 twenty-five	80 eighty
5 five	16 sixteen	26 twenty-six	90 ninety
6 six	17 seventeen	27 twenty-seven	100 one hundred
7 seven	18 eighteen	28 twenty-eight	200 two hundred
8 eight	19 nineteen	29 twenty-nine	500 five hundred
9 nine	20 twenty	30 thirty	1000 one thousand
10 ten			1,000,000 one million

Practice: Numbers

Sit with three people. Ask each other:

What's your name? How do you spell it? What's your phone number?

Person A: Name _____ Phone _____

Person B: Name _____ Phone _____

Person C: Name _____ Phone _____

Person D: Name _____ Phone _____

Check your answer. Call one person.

Find the rule: Singular and plural

1 boy	2 boy <u>s</u>	5 boy <u>s</u>
1 girl	2 girl <u>s</u>	9 girl <u>s</u>
1 doctor	2 doctor <u>s</u>	3 doctor <u>s</u>
1 teacher	2 teacher <u>s</u>	5 teacher <u>s</u>

To make a plural, you add ____ to most words that you can count.

But wait!

1 bus	2 bus <u>es</u>	3 bus <u>es</u>
1 dish	2 dish <u>es</u>	10 dish <u>es</u>
1 watch	2 watch <u>es</u>	4 watch <u>es</u>
1 potato	2 potato <u>es</u>	5 potato <u>es</u>
1 box	2 box <u>es</u>	8 box <u>es</u>

For words that end with s, ss, sh, ch, o and x add _____.

1 scarf	2 scarv <u>es</u>	4 scarv <u>es</u>
1 thief	2 thiev <u>es</u>	40 thiev <u>es</u>
1 wife	2 wiv <u>es</u>	3 wiv <u>es</u>
1 knife	2 kniv <u>es</u>	8 kniv <u>es</u>

For words that end with f or fe, cross out the f or fe and put _____.

Challenge

Look at these. Can you figure out the rule?

boy - boy <u>s</u>	baby - babi <u>es</u>
toy - toy <u>s</u>	lady - ladi <u>es</u>
day - day <u>s</u>	fly - fl <i>ies</i>
key - key <u>s</u>	daisy - daisi <u>es</u>

For words that end with a vowel (a, e, i, o, u) and y, just add _____.

For words that end in consonant and y, cross out the ____ and add _____.

Vocabulary practice: Irregular plurals

Some common family words have irregular plurals.

man men woman women child children

Listen and say the words after your teacher.

Add your own pictures that show men, women, and children.

Ask a partner: How many men? How many women? How many children?

How many?

Look at the following picture. How many things can you count?



Talk with a partner. Ask “How many...?”

READ-WRITE-TALK

Write **T** for true or **F** for false.

<input type="checkbox"/>	1. There are six women.
<input type="checkbox"/>	2. There are two purses.
<input type="checkbox"/>	3. There are two books.
<input type="checkbox"/>	4. There are four scarves.
<input type="checkbox"/>	5. There are two children.

Group Work

Look around the room.

Count:

- women
- purses
- scarves
- books
- children

Count:

- blue
- green
- red
- yellow
- white
- black
- pink
- orange
- purple

Are your answers the same or different?

Review: Possessive adjectives

I	my
you	your
he	his
she	her
we	our
they	their

I have a brother. He is my brother.

He has a daughter. She is his daughter.

She has a book. It is her book.

We have a car. It is our car.

They have a son. He is their son.

You have two children. They are your children.




Definitions

Draw a line from each of these *sentences* to the people in the photos below to show their meanings.

He is my brother.

She is his daughter.



<p><i>It is her book.</i></p> <p><i>He is their son.</i></p> <p><i>It is their car.</i></p>	  
---	---

Listen-Read-Write

Listen to your teacher. Write the **words** in the _____ blanks _____ below.

my	<p>A: Is this your son?</p> <p>B: No, he's _____ brother.</p>
your	<p>A: Is this his wife?</p>
his	<p>B: No, she's _____ sister.</p>
her	<p>A: Are these your daughters?</p>
our	<p>B: No, they're _____ sisters.</p>
their	<p>A: Is this her husband?</p> <p>B: Yes, he's _____ husband.</p>

<i>husband</i>	A: Hello Sarah
<i>brother</i>	B: Oh, hi Anna. How are you?
<i>sister</i>	A: Fine, thanks. Is this your _____?
<i>engaged</i>	B: No, he's my _____. How are you?
<i>married</i>	A: Fine, thanks.
<i>divorced</i>	B: Are you _____?
	A: No, now I'm _____.
	B: That's too bad.

Review: This and that, these and those



This star



That star

Use **this** for one thing, near. Use **that** for one thing, far.



These stars



Those stars

Use **these** for more than one thing, near. Use **those** for more than one, far.

Look around the room. Name things.

this woman
that women
these desk
those desks
	... friend
	... friends

What else do you see? Work with a partner.

Review: Wh- words

Use **where** to ask about places.

Where are you? I am at home.

Where is your sister? She is at school.

Where are you from? I am from Beirut.

Use **when** to ask about time.

When will they come? Tomorrow.

When will we eat? At noon.

Use **who** to ask about people.

Who is she? She is my friend.

Who are they? They are my children.

Use **what** to ask about things.

What is this? It's my wallet.

What is his name? His name is Abdul.

Use **why** to ask about reasons.

Why are you here? I want to study English.

Why is she happy? Her friend is here.

Practice

Practice with the teacher. Ask and answer questions with **where**, **when**, **who**, **what**, and **why**.

Ask each other the same questions.

Vocabulary, Definition A or Definition B

Put a ✓ by the best answer.

Vocabulary		Definition A		Definition B
<u>neighbors</u>	=	Part of your family		They live near you ✓
<u>married</u>	=	No husband or wife		With a husband or wife
<u>brother</u>	=	Son of your mother		Daughter of your mother
<u>friend</u>	=	You like him/her		Your classmate
<u>widowed</u>	=	Single		Her husband is dead

Practice: Conversation

A: Who are they?

B: They are my neighbors.

A: Are they married?

B: No, they aren't. He is her brother.

A: Who is she?

B: She's my friend.

A: What is her name?

B: It's Hala.

A: Is she married?

B: No, she's widowed.

A: Is that her cat?

B: Yes, it is.

WHAT'S THE BUZZ?



Look at the picture. There are 5 questions. First, practice the questions with the teacher. Then, each student talks to 2 students in the class and asks all the questions.

Write the names of the students and all the answers in the boxes below.

	Your answers	STUDENT 1: _____	STUDENT 2: _____
Question 1: Where is this?			
Question 2: Who are they?			
Question 3: What is this (point to one thing)?			
Question 4: When is this?			
Question 5: Why are they here?			

Discuss

- How many answers are the same?
- How many are different?

Discuss With the Teacher All Together

- For all the groups, what is the same or different?

SUPPLEMENTARY ACTIVITIES**VOCABULARY****Flash Cards**

On page 19, there are flash cards with the vocabulary from this module. Students can cut out the cards and create their own sets of flash cards.

Sorting Game

Students work in pairs or groups.

Sort the flash cards into 3 groups (piles). They then explain how the 3 piles are the same and different.

Concentration Game

This is a matching game. Students work in pairs. They put their flash cards all together. They turn the cards face down and mix them up.

- Student A turns over 2 cards. If they are the same, she keeps them. If they are different, she turns them back over.
- Student B turns over 2 cards. If they are the same, she keeps them. If they are different, she turns them back over.
- They take turns doing this until all the cards are in pairs. The person with the most cards is the winner.

Definitions

To show the meaning of each word, students can:

- Put pictures on the back of each card. They can draw them or cut them out of magazines, newspapers, etc.
- Write definitions or translations on the back of each card.

Tip: Do this *after* they play the Concentration Game so they cannot see the definitions.

Hangman

Play Hangman, using the words from this module. You can choose categories or group the words in order of length.

Words in groups:

- husband, wife, brother, sister, son, daughter
- single, engaged, married, divorced, widowed
- woman, women, man, men, child, children
- this, that, these, those

INTERNET: WEB QUEST

Here are some places to **Go** and things to **Do** on the Web in relation to this module.

Go: Alphabet Practice Worksheets

<http://www.abclearningtime.com/pricopy.htm> or

http://www.writingwizard.longcountdown.com/wizards/multi_word.php?id=40198_

Do: Print the worksheets. Practice the letters.

Go: Number Practice Worksheets

<http://www.tlsbooks.com/counttraceprintnumbers.pdf> or

<http://www.writingwizard.longcountdown.com/files/worksheet200782820915558.html>

Do: Print the worksheets. Practice the numbers.

Go: Practice Colors

<http://tech.worlded.org/docs/clothing/trivia.html>

Do: Check yourself- how many did you get right?

Go: Basic Vocabulary Practice - Classroom Words

www.1-language.com/materials/memori/elementary/schoola/memori1.swf

Household Words and Expressions

www.1-language.com/materials/memori/elementary/schoolb/memori1.swf

Do: Listen to the words while you try to match them. There are three levels in each of the practice. If you try it more than once, see if you can finish more quickly the second time.

Go: Possessive Adjectives Quiz

<http://a4esl.org/q/h/fb005-bp.html> (vocabulary is a bit advanced)

Do: Check yourself – how many did you get right?

black	blue	green
orange	pink	purple
red	white	yellow
above	on top (of)	beside
next to	on the left (of)	on the right (of)
below	under	in front (of)
in back (of)	on	mother
father	son	daughter
husband	wife	brother
sister	single	engaged
married	divorced	widowed
woman	women	man
men	child	children
scarf	purse	book
neighbor	friend	I
my	you	your
he	his	she
her	we	our
they	their	these
those	this	that